

# Core Plus Moderate Income and Growth (Reg 28) - INN8



As of 2023/09/30

## Suitable Investor

Suitable for investors who have a moderate volatility investment profile.

## Investment Strategy

This investment strategy includes a diversification of asset classes, managed by some of the most talented fund managers. The strategy aims to outperform SA inflation by 4% p.a. (4% real return) net of fund management fees over a rolling 5 year period. The strategy aims to provide investors with income and capital growth over the medium to long term within acceptable risk parameters. The strategy only invests in asset allocation, target return and money market unit trust funds and aims to limit downside volatility.

## Suitable Products

This portfolio can be utilised as an income option via a Living Annuity or as a Discretionary draw-down or growth plan. Other suitable products would include moderate volatility Preservation Pension/Provident Fund savings.

## Risk Profile



## Model Portfolio Details

Lead Manager	Roeloff Horne, MitonOptimal
Co-Manager	Jacques de Kock, MitonOptimal
Inception Date	2013/06/01
Reg 28 Compliant	Yes
Benchmark	(ASISA) South African MA Medium Equity
Return Objective	RSA CPI +4%
Annual Mandate Fee (%)	0.25
Model TER (%)	1.08

## Monthly Market & Portfolio Commentary

In September, global stock markets witnessed a decline due to cautious statements from central bankers that undermined investor confidence. This decline was further exacerbated by the ongoing surge in crude oil prices, with West Texas Intermediate (WTI) crude oil prices rising by 44.2% since their low in May. The sharp increase in oil prices raised concerns that central banks worldwide might maintain high-interest rates, at a time when global economic growth was already a source of worry. In the United States, headline inflation saw a significant increase in August, primarily driven by surging gasoline prices, pushing the annual inflation rate to 3.7%. The sharp rise in crude oil prices introduced uncertainty regarding future inflation, potentially influencing the Federal Reserve (Fed) to maintain a tighter monetary policy.

Consequently, heightened uncertainty led to a decline in global equities, with the MSCI All Country World Index ending September with a 4.14% decrease. Both the MSCI World (-4.31%) and MSCI Emerging Markets (-2.62%) indices also ended the month in the red — in US Dollar terms.

Our portfolios and funds benefited from the relative underweight in global risk assets, both in equities and global property (-6.56% for the month). Remaining cautiously positioned for the month, there are a few opportunities to upweight risk asset exposure, but these will be actioned selectively.

In South Africa, equities mirrored the global trend, with the JSE All Share Index declining by 2.55% in September. Notably, industrials and financial sectors experienced the most significant losses, both registering declines of 4.44% and 3.83% respectively. In contrast, the resources sector posted a marginal uptick of 0.9%, the only sector to end positively for the month. Additionally, South African listed property erased gains achieved since June, declining by 4.08% and ending the quarter (Q3) down by 0.33%. All this despite our economy surpassing expectations in the second quarter of 2023, registering a 0.6% quarter-on-quarter growth rate. This positive outcome was mainly attributed to the manufacturing and finance sectors, although a 0.6% growth rate remains relatively modest. Additionally, concerns arose as load shedding accelerated, potentially negatively affecting consumer and business sentiment.

Regarding inflation, South Africa saw both annual headline and core inflation rates accelerate to 4.8%, falling within the target range. Consequently, the South African Reserve Bank opted to keep interest rates unchanged in September.

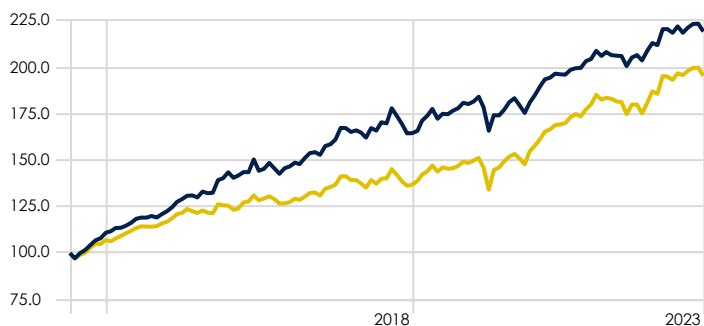
Overall, our cautious bias stood us in good stead (on a relative basis) during the month of September, and we continue that view heading into October. With interest rates looking to peak both locally and globally, opportunities in treasury bonds are piquing our interest with only a few opportunities in risk assets to work with. The recent dramatic decline in listed property values is also interesting and should provide some opportunity once we see bond yields coming down and interest rates following suit.

# Core Plus Moderate Income and Growth (Reg 28) - INN8



As of 2023/09/30

## Investment Growth (Since Inception)



Core Plus Moderate Income and Growth (Reg 28) (ASISA) South African MA Medium Equity

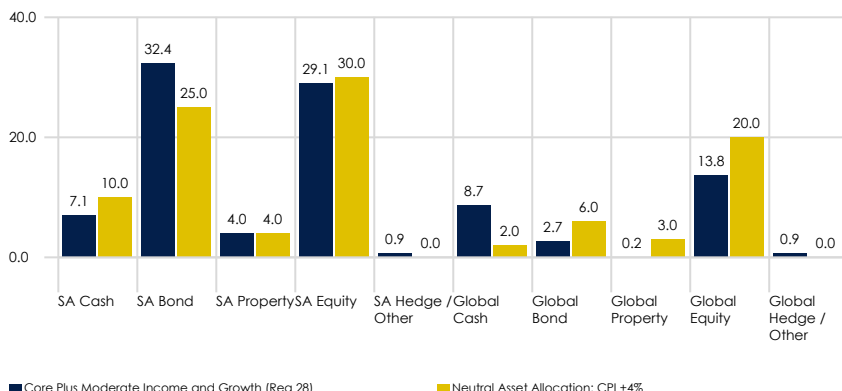
## Discrete Calendar Performance (%)

	2019	2020	2021	2022	YTD
Core Plus Moderate Income and Growth (Reg 28)	10.33	1.94	12.87	1.47	3.44
(ASISA) South African MA Medium Equity	9.47	5.38	17.31	0.29	5.19

## Annualised Performance (%)

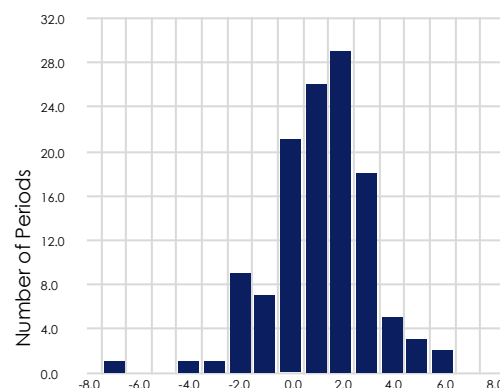
	1 Year	3 Years	5 Years	Since Inception
Core Plus Moderate Income and Growth (Reg 28)	7.62	6.88	4.74	8.26
(ASISA) South African MA Medium Equity	11.54	8.96	6.57	7.05

## Asset Allocation [Portfolio vs Neutral] (%)



Core Plus Moderate Income and Growth (Reg 28) Neutral Asset Allocation: CPI +4%

## Monthly Return Distribution



## Model Portfolio Composition (%)

	Weight	Mgmt Fee	TER
IP Active Beta	20.00	0.53	0.91
Camissa Stable A	17.00	1.44	1.48
Amplify SCI Wealth Protector B5	15.00	1.00	1.04
Ninety One Managed H	15.00	0.63	0.78
STANLIB Absolute Plus	13.00	1.15	1.21
Allan Gray Balanced	10.00	1.15	1.25
Sasfin BCI Flexible Income	7.00	0.69	0.78
Sesfikile BCI Property	3.00	1.27	1.29

## About MitonOptimal

MitonOptimal is an independent, owner-managed investment management business delivering focused investment solutions and support to enable advisers to meet their clients' investment objectives.

As a Discretionary Fund Manager (DFM) we partner with advisers, sharing the investment decision-making and administration with them.



Data provided by Morningstar. Care has been taken to ensure that the information is correct but the suppliers neither warrant, represent nor guarantee the contents of the information, nor do they accept any responsibility for errors, inaccuracies, omissions or any inconsistencies herein. The Model TER (%) of the value of the financial product was incurred as expenses relating to the administration of the financial product. A higher TER does not necessarily imply a poor return, nor does a low TER imply a good return. The current TER may not necessarily be an accurate indication of future TERs. It should not be considered in isolation as returns may be impacted by many factors over time including market returns, the type of financial product, the investment decisions of the investment manager and the TER. All Fees are expressed ex VAT. MitonOptimal Portfolio Management (Pty) Ltd (MOPM) and MitonOptimal South Africa (Pty) Ltd (MOSA) are both Category II Financial Service Providers which are owned by MitonOptimal Holdings (Pty) Ltd. MitonOptimal Holdings has a shareholding in IP Management Company. MOPM Registration No. 2000/000717/07 FSP 734 & MOSA Reg No. 2005/032750/07 FSP 28140 PO Box 23303 Claremont 7700 Tel (021) 6896908 Fax (021) 6896896. Collective Investments are generally medium to long term investments. The value of participating interests may go down as well as up and past performance is not necessarily a guide to the future. A model portfolio may invest in Collective Investment Schemes and other financial instruments where available on the administrative platforms. The model portfolio may contain IP Manco funds, which levy their own charges and may be managed by the Fund Management Company, MitonOptimal, for services rendered. An approved FSP distribution partner may be compensated for their contribution to the investment committee meetings, marketing and or distribution costs of the model portfolios for services rendered. Performance figures are sourced by the data providers' systems for lump sum investments including income distribution, at NAV to NAV basis. The performance figures do not include annual USP Administration fees, DIM or the Advisor fees. Collective Investment prices are calculated on a Net Asset Value basis and auditor's fees, bank charges, trustee and RSC levies are levied against the portfolio. Should you have any further queries or complaints please contact our Compliance Department on Tel: 021-6893579, Fax: (021) 6896896. Email: compliance@mitonoptimal.com. For your information, the FAS ombudsman provides an independent and objective advisory service. Should you not be satisfied with the outcome of a complaint handled by MitonOptimal, please write to: The Ombudsman, PO Box 74571, Lynnwoodridge, 0040. Telephone (012) 470 9080/99, Fax (012) 348 3447. Email: info@faisombud.co.za